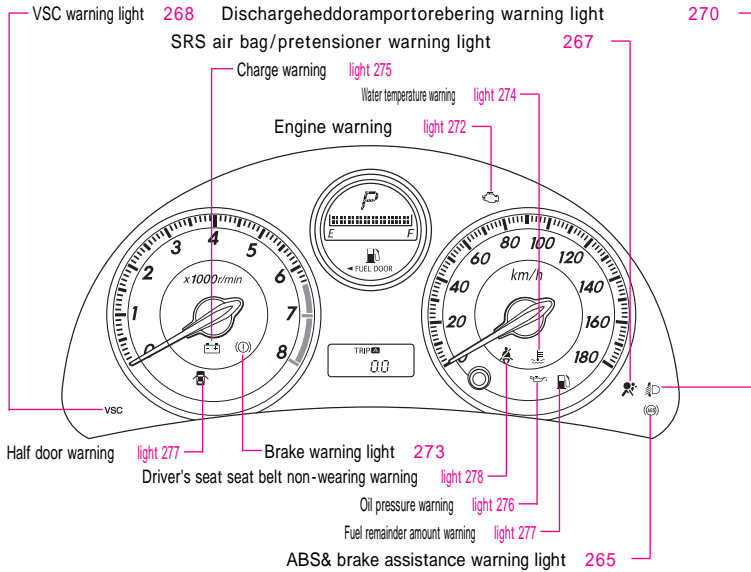
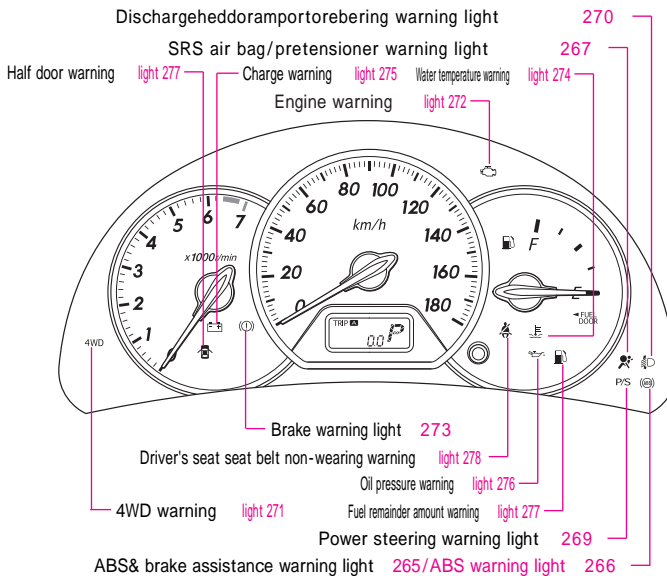


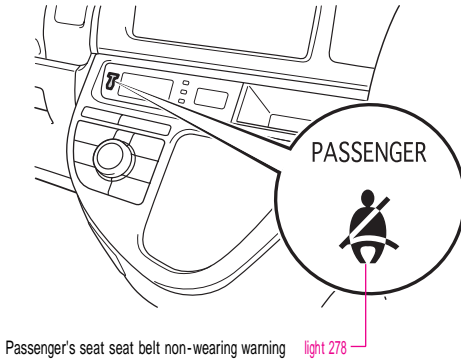
Warning light

Optitorommatar



Analog meter





Contents



Warning

Basic
controls, operation

Driving
Handling
device

The
Handling indoor
equipment

Good. Safety
of
To
theory/vehicle
and
equipment

How
to
attention
associate driving
car

Maintenance













Myriad
One(D)

七
with

Index

The warning light in all grades is published in figure. The warning light set to an actual car is different depending on the grade etc.

. warning light table .

Warning light	Warning light name	Warning light	Warning light name
	ABS& brake assistance warning light ABS warning light		Water temperature warning light
	SRS air bag/pretensioner warning light VSC		Charge warning light
VSC	warning light		Oil pressure warning light
P/S	Power steering warning light		The fuel remainder amount warning light
	Dischargehedoramportorebering warning light		Half door warning light
4WD	4WD warning light		Driver's seat seat belt non-wearing warning light
	Engine warning light	PASSENGER 	Passenger's seat seat belt non-wearing warning light
	Brake warning light		

Abnormality of the system is thought, and receive the check promptly in the Toyota shop in the state of the following warning light's lighting.



ABS & brake assistance warning light

2.0L car (Z grade) and 4WD car

Light when abnormality is found in the ABS & brake assistance system (Refer to P.360). -

The performance as a usual brake is secured though the following system doesn't operate when the warning light lights.

蘆ABS & brake assistance

蘆VSC (VSC installation car)

蘆TRC (VSC installation car)

- The tire might lock at the brake in a rapid brake and a slippery road because ABS doesn't operate when the warning light lights.



Stop at once simultaneously with the brake warning light in the state of lighting.

- The warning light stops at once simultaneously in the place of safety with the brake warning light in the state of lighting, and it contacts the Toyota shop. In this case, abnormality might not only occur in ABS but also the vehicle becomes unstable in the brake of strengthening. -

Abnormality of the system is thought, and receive the check in the Toyota shop when the warning light becomes the following.

蘆When you do not light the engine switch of turning on.

蘆In the state of lighting while not turning off with the engine switch lights by turning on or nor running.

It turns off afterwards even if it lights while running, and is normal if it doesn't light again.



Knowledge

About the warning light

Light when you turn on the engine switch, and turn it off after a few seconds.



Abnormality of the system is thought, and receive the check promptly in the Toyota shop in the state of the following warning light's lighting.



● ABS warning light

2.0L car (G grade) and 1.8L car(FF car)

Light when abnormality is found in ABS (Refer to P.360). -
The performance as a usual brake is secured though ABS doesn't operate when the warning light lights. -
The tire might lock at the brake in a rapid brake and a slippery road because ABS doesn't operate when the warning light lights.



Stop at once simultaneously with the brake warning light in the state of lighting.

- The warning light stops at once simultaneously in the place of safety with the brake warning light in the state of lighting, and it contacts the Toyota shop. In this case, abnormality might not only occur in ABS but also the vehicle becomes unstable in the brake of strengthening. -

Abnormality of the system is thought, and receive the check in the Toyota shop when the warning light becomes the following.

● When you do not light the engine switch of turning on.

● In the state of lighting while not turning off with the engine switch lights by turning on or nor running.

It turns off afterwards even if it lights while running, and is normal if it doesn't light again.



Knowledge

About the warning light

Light when you turn on the engine switch, and turn it off after a few seconds.

Abnormality of the system is thought, and receive the check promptly in the Toyota shop in the state of the following warning light's lighting.



S R S a i r bag/pretensioner warning light

Light when abnormality is found in the seat belt system (Refer to P.358) with the SRS air bag system (Refer to P.344) or the pretensioner.



Abnormality of the system is thought, and receive the check at once in the Toyota shop when the warning light becomes the following. When colliding, the seat belt with the SRS air bag or the pretensioner normally doesn't operate, and be likely to be injured. -

In the state of not lighting the engine switch of turning on or nor lighting. -

When lighting while running.



Knowledge

About the warning light

Light when you turn on the engine switch, and turn it off after a few seconds.



Abnormality of the system is thought, and receive the check promptly in the Toyota shop in the state of the following warning light's lighting.

VSC

VSC warning light

VSC installation car

Light when abnormality is found in the VSC system and the TRC system and the EFI system. -

There is no obstacle in a usual running though not operated by the following system when the warning light lights.

蘆VSC

蘆TRC



Abnormality of the system is thought, and receive the check in the Toyota shop when the display light becomes the following. -
When you do not light the engine switch of turning on. -
In the state of lighting while not turning off with the engine switch lights by turning on or nor running.



Knowledge

About the warning light

Light when you turn on the engine switch, and turn it off after a few seconds.

Abnormality of the system is thought, and receive the check promptly in the Toyota shop in the state of the following warning light's lighting.

P/S

Power steering warning light

2.0L car (G grade) and 1.8L car (FF car)

Light when abnormality is found in the power steering control system.



Operate the steering wheel firmly having it so that the steering wheel control power might be heavy when you light.

- Receive the check at once in the Toyota shop in the state of the warning light's lighting. In this case, the steering wheel control power might be heavy, and operate it with the steering wheel firmly. -

When the engine is revved for a long time while stopping, the warning light lights, and the steering wheel control becomes heavy. Turn it off if the engine is started again and running begins in this case.




Knowledge

About the warning light

Light when you turn on the engine switch, and turn it off after a few seconds.



Abnormality of the system is thought, and receive the check promptly in the Toyota shop in the state of the following warning light's lighting.



Dischargehedoramp portorebering warning light

Dischargehedoramp installation car

Light when abnormality is found in auto leveling (upper and lower irradiation direction self adjustment) system of Dischargehedoramp. (Refer to P.376.)



Stop in the place of safety at once, and stop the engine once when the warning light lights while running. It is possible to use it as it is if it turns it off in the place where the engine switch is turned on after the warning light lights for a few seconds. Receive the check at once in the Toyota shop when it doesn't turn off, and you light again.



Knowledge

About the warning light

Light when you turn on the engine switch, and turn it off after a few seconds.

- Contents
- Warning
- Basic caries, operation
- Driving Handling device
- The Handling indoor equipment
- Good Safety of To theory/outline and equipment
- How to attention associate driving car
- Maintenance
- Myriad One(D) 七
- Index


Abnormality of the system is thought, and receive the check promptly in the Toyota shop in the state of the following warning light's lighting.

4WD

 4WD warning light 

4WD car

Light when abnormality is found in 4WD system.

 **注意**

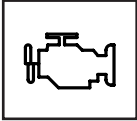
Abnormality of the system is thought, and receive the check in the Toyota shop when the warning light becomes the following. -
 In the state of not lighting the engine switch of turning on or nor lighting. -
 When lighting while running.
 It turns off afterwards even if it lights while running and is normal if it doesn't light again.

 Knowledge

About the warning light

Light when you turn on the engine switch, and turn it off after a few seconds.

Abnormality of the system is thought, and receive the check promptly in the Toyota shop in the state of the following warning light's lighting.



● Engine warning light

2.0L car

Light when abnormality is found in an engine electronically controlled system, an electronically controlled throttle or the automatic transmission electronically controlled system while the engine is rotating.

1.8L car

Light when abnormality is found in the engine electronically controlled system and the automatic transmission electronically controlled system while the engine is rotating.



Receive the check at once in the Toyota shop when you light while the engine is rotating.

- Receive the check at once in the Toyota shop when you light while the engine is rotating. -

As for 2.0L car, abnormality of an electronically controlled system is thought when the rise of the engine rotational speed is slow even if the warning light lights and it steps on the gas pedal. At this time, it is possible to run in low speed though the body vibration might increase. Receive the check at once in the Toyota shop.

It never returns normally until the engine is stopped even when abnormality of an electronically controlled system cancels it while low-speed running by any chance of this and the engine switch is made ACC or LOCK.



Knowledge

About the warning light

Light when you turn on the engine switch, and turn it off when you start up an engine.

Stop in the place of safety at once, and contact the Toyota shop in the state of the following warning light's lighting.



● Brake warning light

The engine switch lights by turning on at the next time. -
In the state of putting the parking brake.

It is necessary to light when you turn on the engine switch even if the parking brake has been released between a few seconds. -
When the brake liquid is insufficient.



警告

Stop in the place of safety at once and contact the Toyota shop when the warning light becomes the following.

- In the state of lighting even if you release the parking brake while the engine is rotating. In this case, it might cause an unexpected accident as working of the brake worsens, and the slip distance for brake becomes long and is dangerous. Step on the brake pedal hard when effective is bad. -

The warning light : the ABS& brake assistance warning light or in the state of lighting at the same time as ..the ABS warning light..

In this case, abnormality might not only occur in ABS or the brake assistance (2.0L car <Z grade > and 4WD car) but also the vehicle becomes unstable in the brake of strengthening.



注意

Abnormality of the system is thought, and receive the check in the Toyota shop when the warning light becomes the following. -

When not lighting even if the engine switch puts the parking brake by turning on. -

When you do not light the engine switch of turning on with the parking brake released.

It turns off afterwards even if it lights while running, and is normal if it doesn't light again.



Stop in the place of safety at once, and contact the Toyota shop in the state of the following warning light's lighting.



 Water temperature warning light

- Blink in red when the temperature of the engine cooling water rises abnormally while the engine is rotating. -

Light in blue while the engine is rotating when the temperature of the engine cooling water is low.



There is fear of overheating when the warning light blinks in red. Stop the car in the place of safety, and treat it at once according to "Overheat" of P.484.



Knowledge

About the warning light

Light in red when you turn on the engine switch, and turn it off after a few seconds. -

It changes into a blue lighting after it lights in red between a few seconds when the temperature of the engine cooling water is low. -

Even if machine is continued enough, abnormality of the temperature sensor is thought in the state of the warning light's lighting in blue. Receive the check in the Toyota shop.

Stop in the place of safety at once, and contact the Toyota shop in the state of the following warning light's lighting.



● Charge warning light

Light when abnormality is found in the charge system while the engine is rotating.



When lighting while the engine is rotating, cutting of V belt etc. are thought. Stop in the place of safety, and contact the Toyota shop at once.



Knowledge

About the warning light

Light when you turn on the engine switch, and turn it off when you start up an engine.



Stop in the place of safety at once, and contact the Toyota shop in the state of the following warning light's lighting.



● Oil pressure warning light

Light the inside of the engine while the engine is rotating when abnormality is found in the pressure of lubrication oil.

This warning light doesn't show the amount of oil. Check the amount of oil with the oil level gauge.

(Refer to P.440 for the check method.)



Stop in the place of safety at once, stop the engine, and check the amount of the engine oil when you light while the engine is rotating. The engine might be damaged when keeping running while lit. Contact the Toyota shop when you light even if the time that lights though the number of engine oil has not decreased and the engine oil is replenished.



Knowledge

About the warning light

Light when you turn on the engine switch, and turn it off when you start up an engine.

Deal promptly when the following warning light lights.



 The fuel remainder amount warning light

Light when the amount of the remainder becomes about 9L or less when the engine switch is turned on.

Replenish the fuel promptly when you light. -

The warning light might light ahead of time so that the fuel in the tank may move in the slope and the curve, etc.



 Half door warning light

Light when either of door (Include the backing door) is not surely closed.



Do not run with the warning light lights. It opens suddenly while running because the door is not surely closed the door, might cause an unexpected accident, and is dangerous.



Deal promptly when the following warning light blinks.



 Driver's seat seat belt non-wearing warning light 

Blink if you have not worn the driver's seat seat belt when the engine switch is turned on. Wear the seat belt at once.

PASSENGER



 Passenger's seat seat belt non-wearing warning light 

Blink if the engine switch has not worn the passenger's seat seat belt when turning on and the crew detection sensor on the passenger's seat seat side detect the crew. Wear the seat belt at once.



Knowledge

About the warning light

- Detect the sensor when weight more than constancy certain is put on the passenger's seat seat seat side (half). Therefore, might it detect when luggage etc. are put, and the warning light blink. -

Weight might be distributed when the cushion (square cushion) etc. are paved on the passenger's seat seat seat side, and the sensor not detect the crew.

MEMO

Contents



Warning

Basic
features, operation

Driving
Handling
device

The
Handling indoor
equipment

Good Safety
of
To
theory/vehicle
and
equipment

How
to
attention
driving
car

Maintenance

Myriad
One/D
etc

Index